

Access Map (How to reach the venue of BC SWT #18)






The venue of BepiColombo SWT #18 is on the 8th floor of “Tokyo Sky Tree Town” which is a big commercial complex so that visitors are likely to get lost even if you are Japanese. This is a tip for you to find your way smoothly to the venue.

1. Use train (IF you don't use train and come with ground transportation or walk, please go to Page 5)

Train (or subway) of public transportation system are very convenient for access to Tokyo Sky Tree. (Please refer to a web page; <http://www.tokyo-skytreetown.jp/english/#train>)

There are two nearest stations to “Tokyo Sky Tree”, however, **PLEASE** get off at **“OSHIAGE <SKYTREE>” station (押上<スカイツリー前>駅)**.
DON'T get off at **“Tokyo Sky Tree Station”**.

For “Oshiage <SKYTREE>” station (actually, two separate “Oshiage” sta.), you may use either train of;

- Tokyo Metro Hanzomon Line 
 - Narita SKY ACCESS Keisei Line 
 - Toei ASAKUSA Line  TOEI TRANSPORTATION 
 - TOBU SKYTREE Line 
- p. 1

2. Stay in underground floor and find an entrance to “Tokyo Sky Tree Town”

When your train arrive at either of the “Oshiage” stations (押上駅) and you get on the platform, you may find sign boards showing “Exit B3” for TOKYO SKYTREE as below.



Please follow to the sign of “Exit B3” and get out through the ticket gate. However, please **stay in underground** and do not go up to the ground floor. When coming close to “Exit B3”, you may be able to easily find the entrance to “Tokyo SkyTree Town” as below.



Then you go through the entrance into the 3rd basement level area of “Tokyo Sky Tree Town” “Tokyo Soramachi(ソラマチ)”.

3. Use right elevator (Lift)

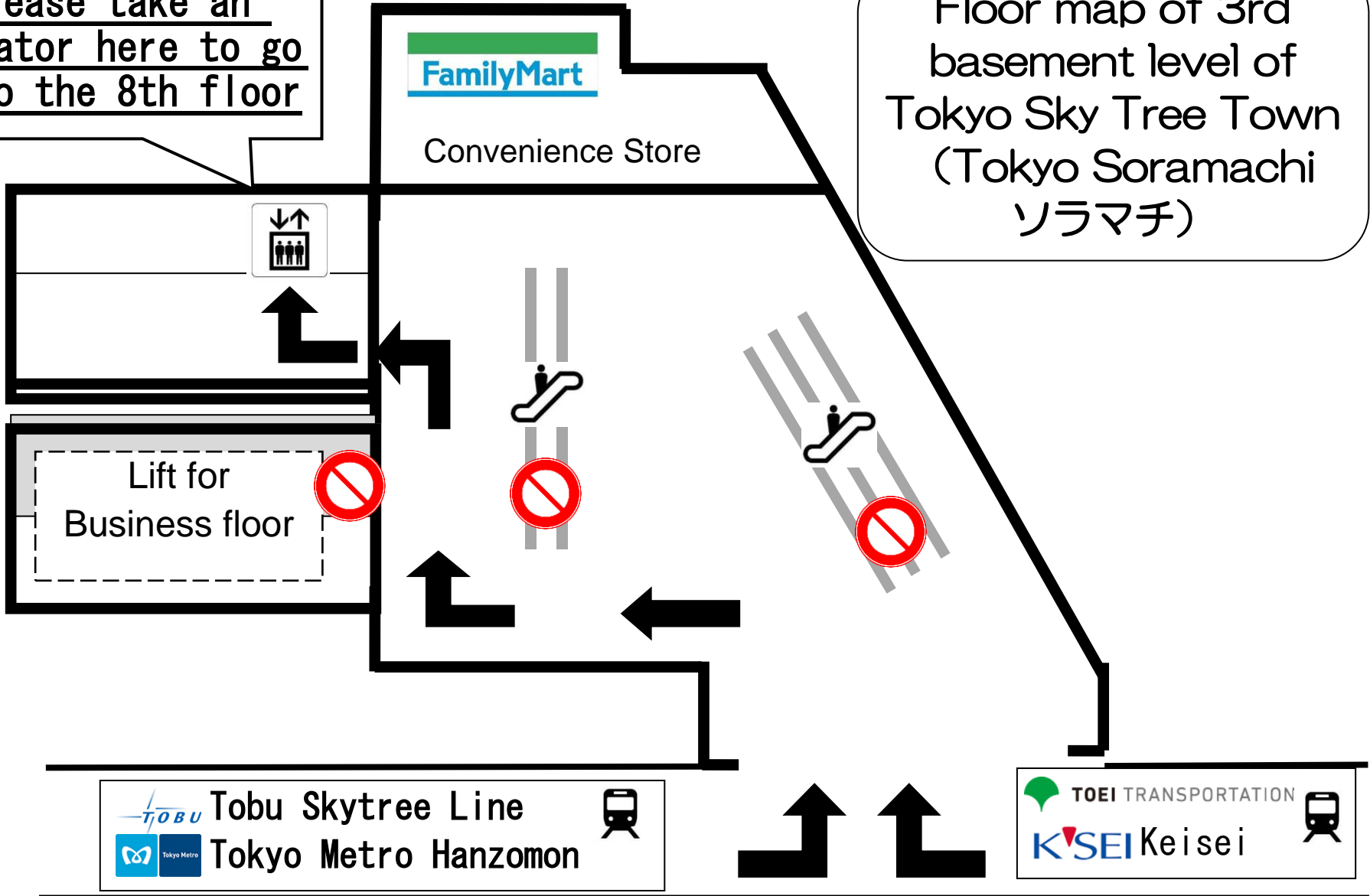
Please refer to a map shown in page 4, there is an elevator (or lift) hall behind an escalator. Do not use elevator hall on the left but use an elevator hall **on the right**, where is the next to “Family Mart” of Convenience Store.



- There are 5 elevators, please use either one among 3 elevators on the right side (white) before 10am.
- Two elevators on the left side (red) are for skip service to upper floor, but those are available only after 10am.

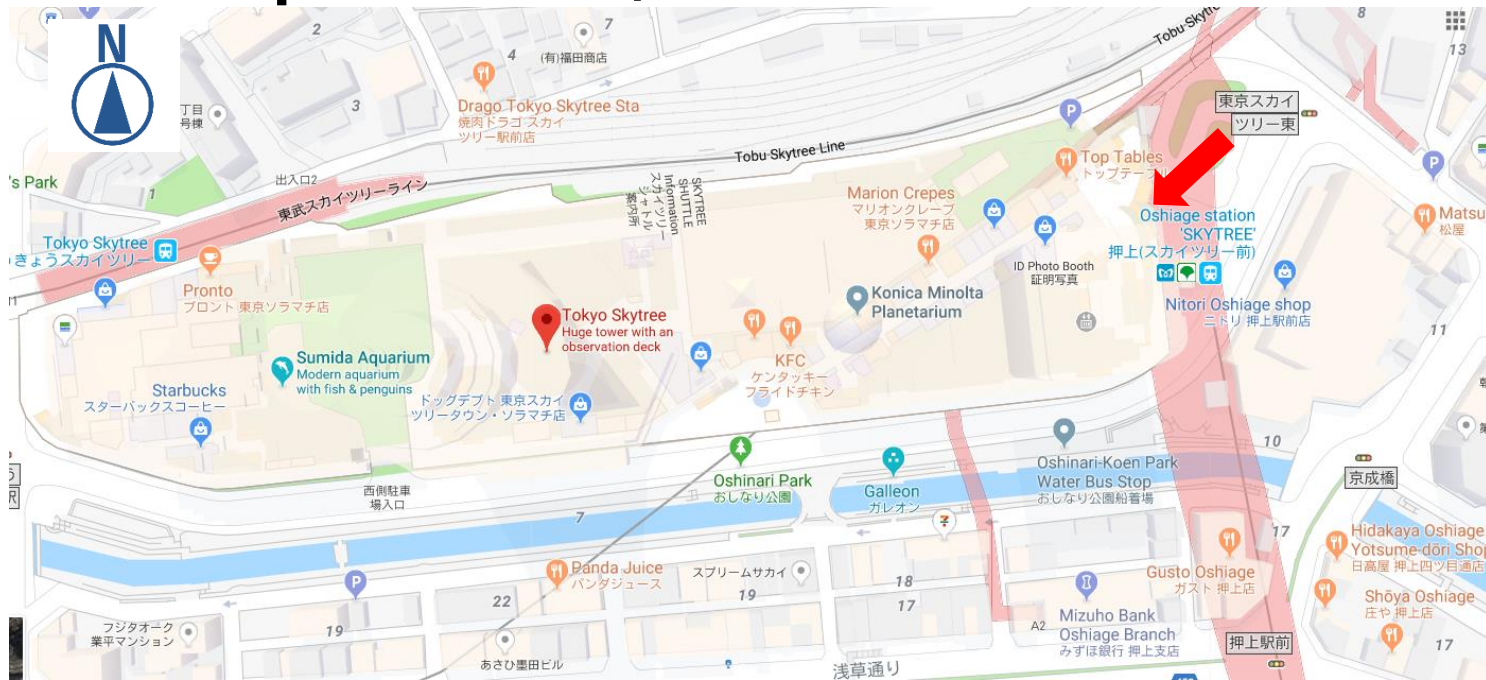
Please take an elevator here to go up to the 8th floor

Floor map of 3rd basement level of Tokyo Sky Tree Town (Tokyo Soramachi ソラマチ)

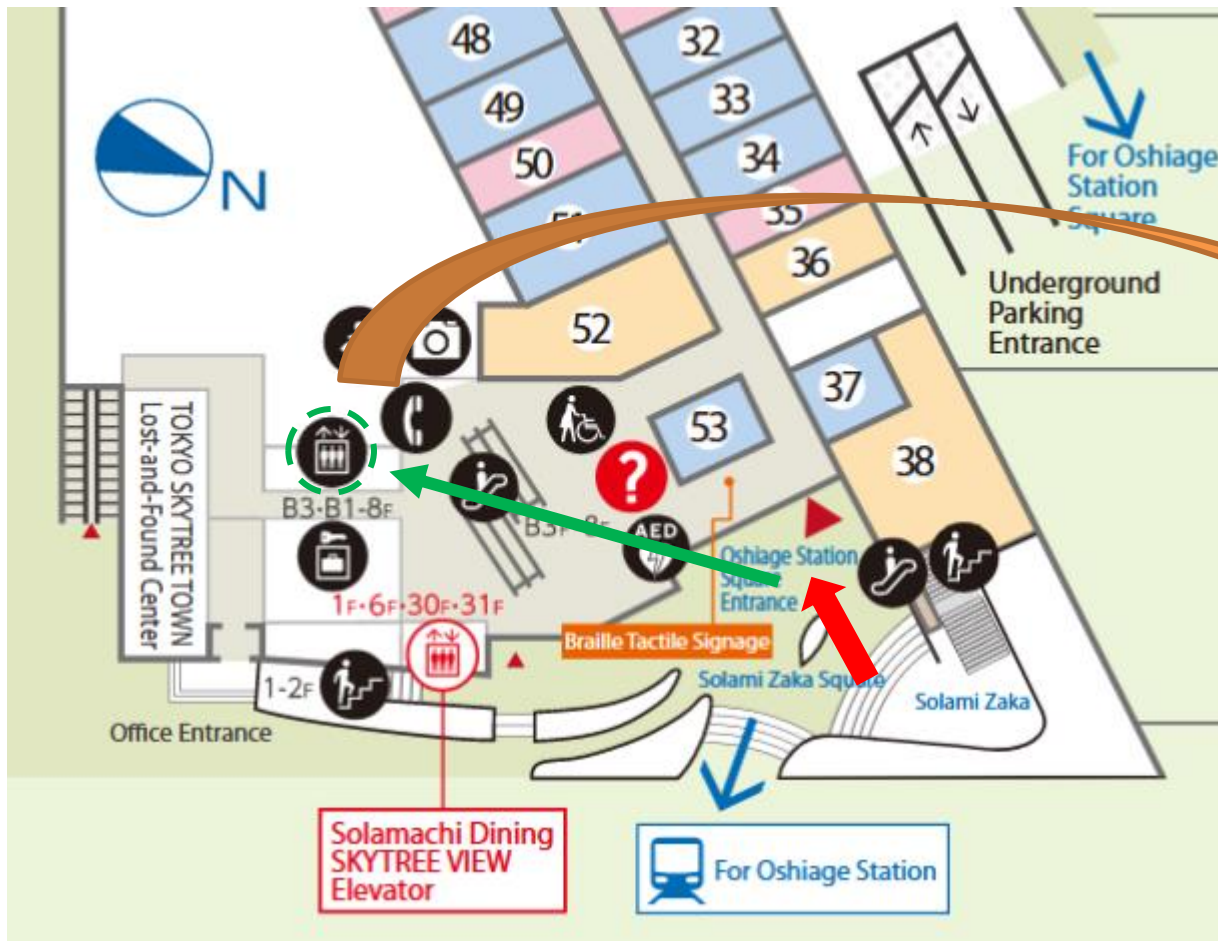


「押上<スカイツリー前>駅」 B3階 (地下3階) 連絡フロア案内

If you want to come to the venue by ground transportation or walk, the entrance to the Skytree building that you might want to use is indicated by RED Arrow on the map below (where is right in front of public bus stop and Richmond premier hotel.)



Then, you enter to the building and take an elevator to the 8th floor, shown in a map in the next page.



Please take an elevator in the green dotted circle in a map on the left side, otherwise you cannot reach the 8th floor where is the venue. There are 5 elevators as shown in the photo (right side), but only 3 elevators (white ones) are available before 10am.